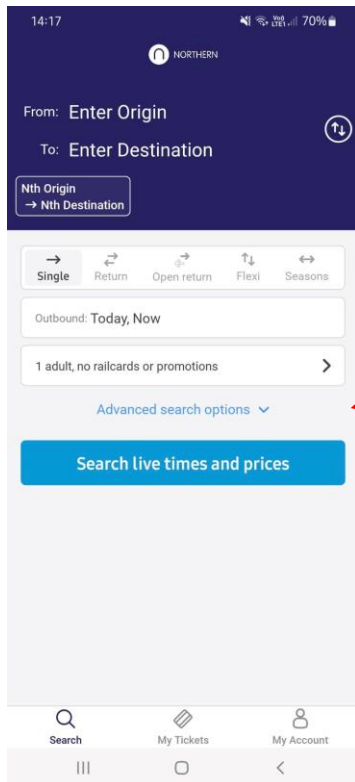


## Northern Friends and Family Online Discount Ticket

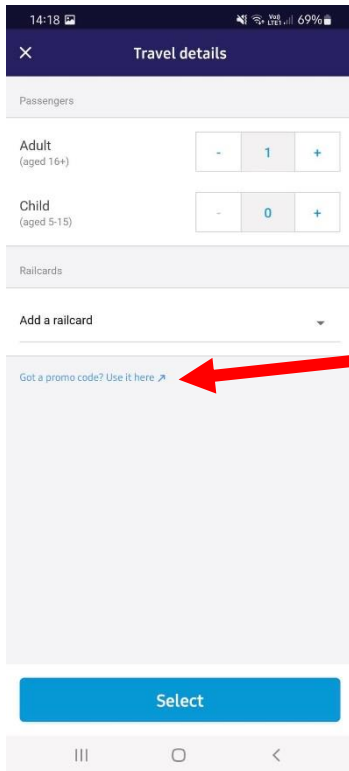
### How to purchase via the Northern app

This guide refers to booking on the Northern app or on your mobile device.

Before booking ensure you are using the latest version of the app which can be downloaded from your app store

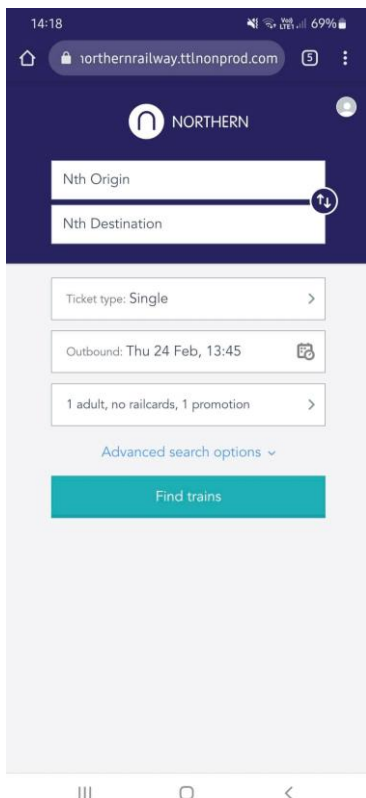


- Open **Northern app**
- Select **1 Adult, no railcards or promotions** as shown by the arrow below

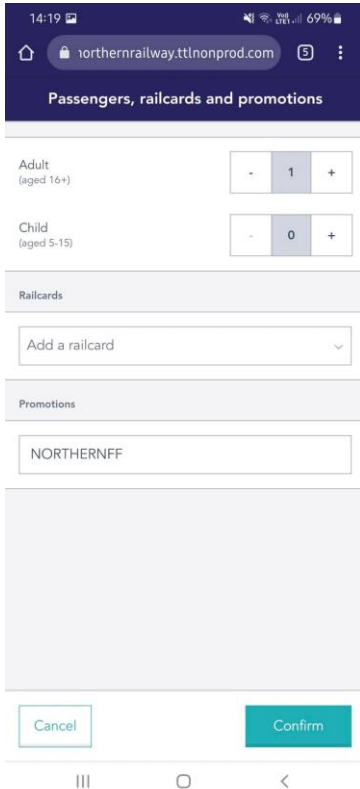


- **Select got a promo code? Use it here** as shown by the red arrow.

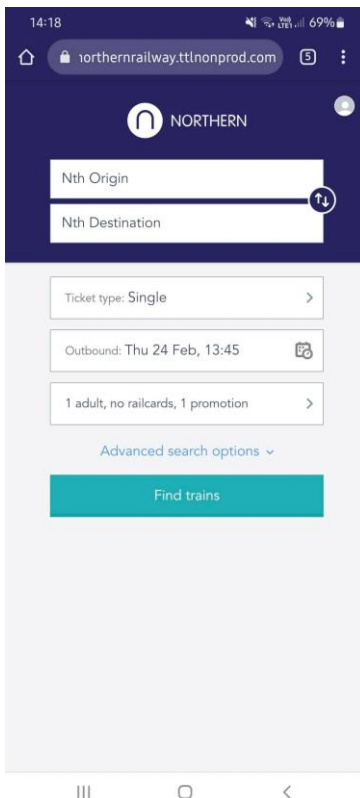
You will now be redirect to the Northern mobile site to complete your purchase.



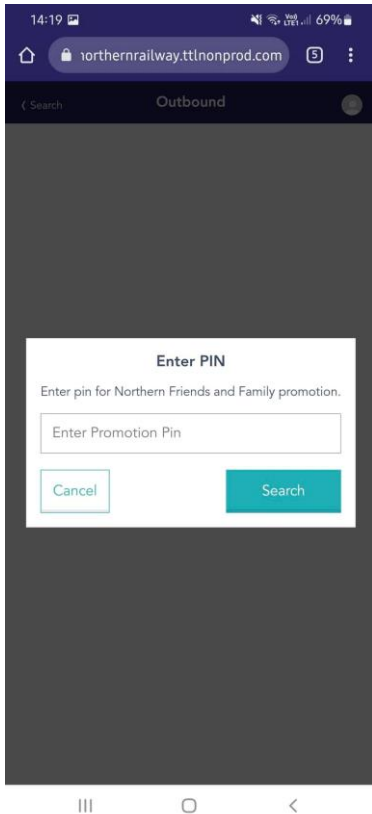
- Enter the Origin as **NTH Origin or QNO**
  - Enter the Destination as **NTH Destination or QND**
  - Select Ticket Type as **Single**
  - Select **outbound date and time** (Enter time as 09:30)
- The ticket is valid after 09:30 Monday to Friday or anytime on weekends and bank holidays.
- **Tap** on the box with the number of adults.



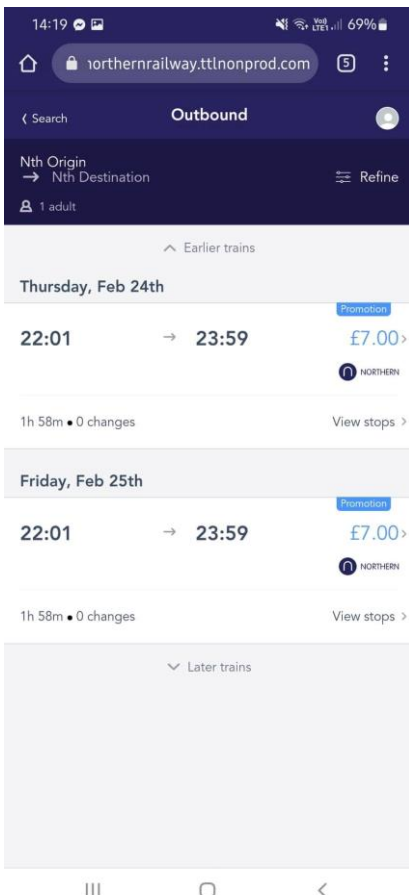
- Now **Select number of Adults and Children.**
- Ensure **No** railcards are selected
- In the promotions field type in **NORTHERNFF**
- Press **Confirm**



- Press **Find Trains**

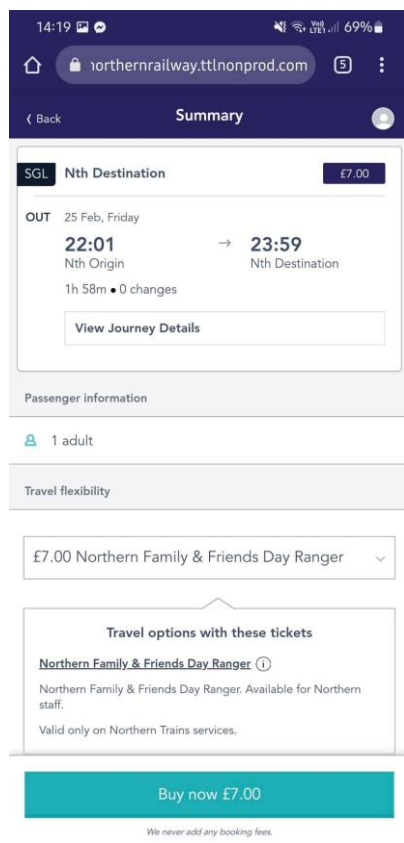


- Enter **PIN code** provided by your friend or family member and press **Search**.

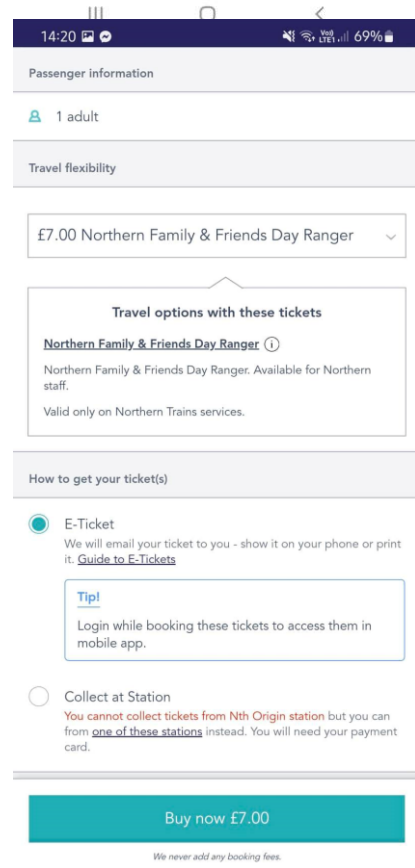


- **Select the date you wish to travel.**

(Ignore the train times as these are not relevant)  
 Friends and Family tickets are a day ranger valid on ANY Northern service after 09:30 Monday to Friday or anytime on weekends and bank holidays.



- A summary of your booking is displayed, scroll down the page to select your **how to get your tickets**.



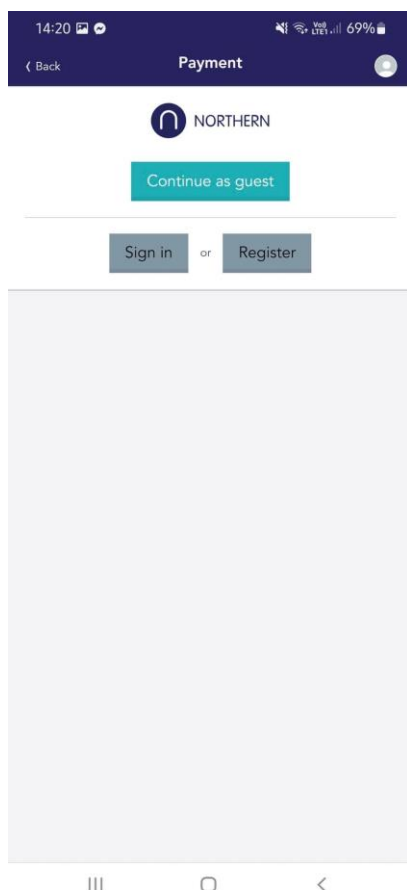
- **Select** how to get your tickets.

Note:

E-Ticket is an electronic ticket emailed to you in a PDF format which can be displayed on your mobile device or printed at home. The E-Ticket can also be stored in your apple wallet or in the Northern app if you have created an account with Northern.

Collect at Station – You will be emailed a Ticket on Departure (ToD) collection code to print and collect your tickets at any UK rail station with a Ticket Vending Machine, you must bring a valid UK bank card to collect. The card you enter into the machine will not be charged. This also applies to payments via PayPal.

- Once you have selected your ticket type press **Buy Now**.

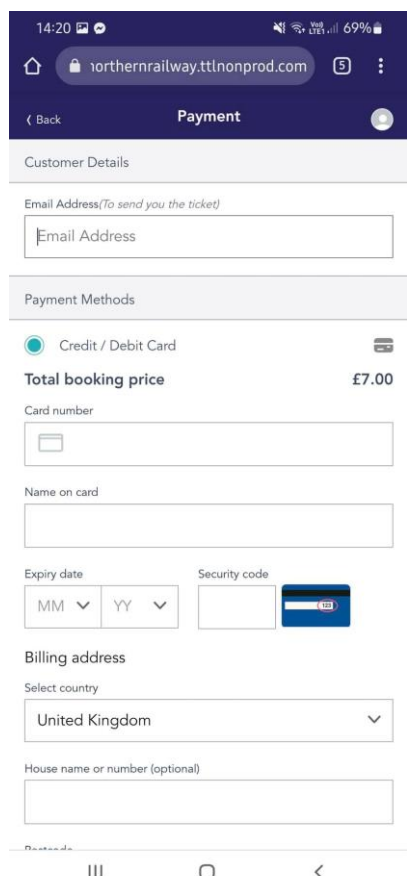


- If you have a Northern app account Press **Sign in** or alternatively if you would like to register for a Northern app account press **Register**.

- If you do not wish to sign up for a Northern app account press **Continue as guest**.

Your E-Ticket or Ticket Collection code will be stored in your Northern app if you have a Northern app account.

**You are not required to have a Northern account to purchase tickets.**

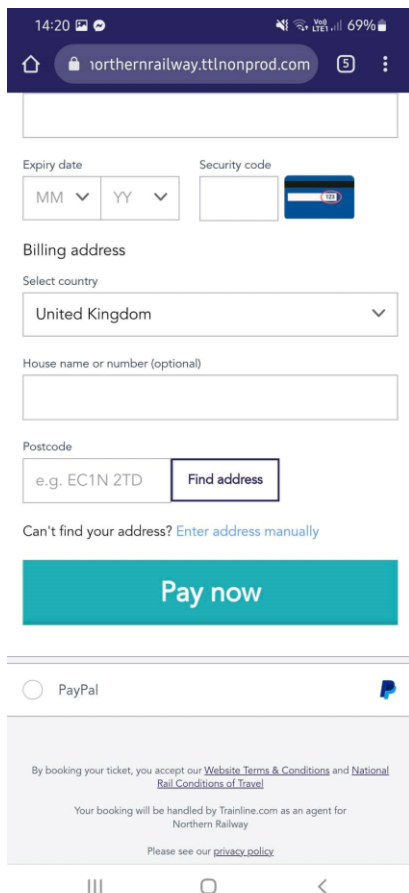


If you have logged in using your existing Northern app account your card details and email address will be automatically input,

If you are checking out as a guest:

- **Enter your email address** (This is where your E-Ticket or Collection Code will be emailed to)

- **Enter your card details** or if paying via PayPal select **PayPal**.



14:20 69%

northernrailway.ttnonprod.com

Expiry date MM YY Security code

Billing address  
Select country  
United Kingdom

House name or number (optional)

Postcode  
e.g. EC1N 2TD Find address

Can't find your address? [Enter address manually](#)

**Pay now**

PayPal

By booking your ticket, you accept our [Website Terms & Conditions](#) and [National Rail Conditions of Travel](#)

Your booking will be handled by Trainline.com as an agent for Northern Railway

Please see our [privacy policy](#)

- Once you completed your details select **Pay now**.

- You will receive a copy of your E-Ticket or Ticket on Departure collection code shortly after purchase.

\* If signed into the Northern app you can also view your E-Ticket or Ticket on Departure collection code on the My tickets section of the app.